

# Lexi Word Game

## User Guide

- *Place random letters to make words across and down*
- *See if you can do better than Lexi*
- *Get instant feedback - scores updated as you play*
- *Game uses word list of over 3,000 entries*
- *See your best efforts on the high score tables*
- *Choose from multiple skill levels and grid shapes*
- *Game automatically saved if you exit before finishing*
- *Based on the **Letterbox** game on the Web ([letterbox.lexigame.com](http://letterbox.lexigame.com))*

---

## Detailed Instructions

---

### Opening Screen



The opening screen is displayed for 2 seconds and is then replaced by the Menu.

To go to the Menu screen immediately, press a navigation key or any key on the keypad.

### Menu



From here you can start or continue a game, change the game settings, look at the high scores or get help. You can also exit from Lexi when you've had enough!

The *Continue* option is not listed unless you were part way through a game and left the game display or closed Lexi.

You can get back to the menu using the *Menu* command while playing Lexi.

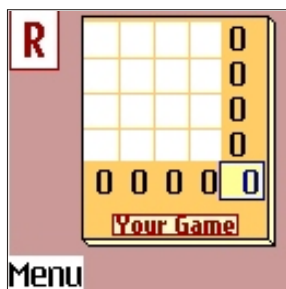
## Starting the Game



When you select *New Game* or *Continue* on the Menu, the game display appears. When you first go to this display after opening the program, brief instructions are shown. Depending on the type of phone you have, you may need to scroll through the instructions using the up and down navigation keys. (You can stop these instructions from appearing in future on the Settings display.)

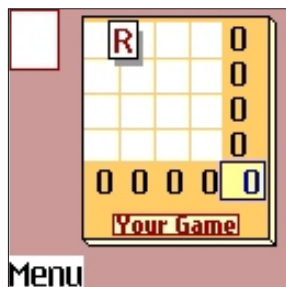
When you're finished with these instructions, press the selection key under the *Start* label.

## Game Play



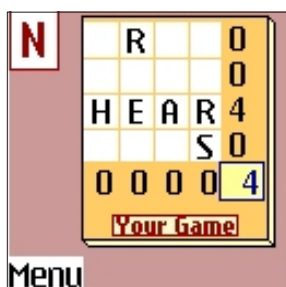
Letters appear one at a time in the box at the top corner of the display. You have to put these letters in the grid to make words across and down.

But you don't know which letters are going to appear after this one, so you have to decide which move gives you the best chance of ultimate success.



You use the navigation keys or numeric keypad to move the letter around the playing space. When the letter is in place, press the "fire" key - depending on your phone, this could be the Select, Enter or Call key and/or 5 on the numeric pad. The letter will change to black, signalling that it is locked in and can't be moved any more.

A new letter will appear in the box in the top corner of the screen.



As you fill the grid with letters, you score points for every three- and four-letter word you make, across or down. The scores are shown immediately at the end of each row and column.

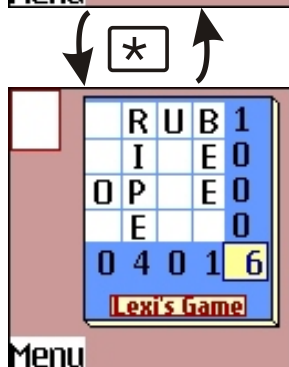
You score 1 point for a three-letter word and 3 points for a four-letter word. If your four-letter word includes a three-letter word, you score for both - you score for HEAR and EAR. But if you get a plural ending in S, you don't score for the singular word as well - EARS scores only 3.

## Lexi's Game



The Lexi Game software is competing against you. It plays the same letters in its own playing grid and, like you, Lexi has no idea which letters are coming next.

You can see how Lexi is going at any time by pressing the star (\*) key. Pressing the star key again takes you back to your game.



On the Settings display, you can decide Lexi's skill level.

At the end of each game, Lexi's score is normally displayed at the bottom of the screen. But if you have done well a "High score" or "Top score" message may appear, followed by the High Scores display. ("High score" means you have a new entry in the high score table; "Top score" means you have beaten all five existing high scores.)

## The Letters



Letters are chosen at random from a pool reflecting English language usage frequency. See the table below.

Some less common letters can only occur once or twice per game and no letter can appear more than 3 times. There are never more than 7 vowels in a game. A message is displayed to alert you when a maximum is reached.

### Letter Frequency Table

Letter	Frequency	Letter	Frequency	Letter	Frequency
A	9	J	1	S	5
B	2	K	1	T	7
C	2	L	4	U	4
D	4	M	2	V	2
E	12	N	7	W	2
F	2	O	8	X	1
G	3	P	2	Y	2
H	3	Q	1	Z	1
I	9	R	6	Total	102

## Settings



On this screen, which you can reach from the Menu, you can control:

- \* Whether instructions are shown each time you start the game;
- \* Whether sound effects are played (available on some Nokia phones);
- \* Lexi's skill level; and
- \* The shape of the playing grid - 3x3, 3x4 or 4x4.

## High Scores



Lexi stores the five highest player scores and the five highest margins (player vs Lexi).

High scores are tracked for each combination of grid shape and skill level. The high score displays show the details for the current game settings.

You can go to the high score displays at any time via the Menu. The display is also shown whenever a new score goes into the high score tables, but in this situation, you have the option of entering your name, to be stored alongside the new high score.

You can move around the high score display using the navigation keys. Move left and right to switch between the high point scores and the high margins.

If you clear the high scores, all the stored records are deleted, not just those for the current settings.



## Help



Here you can get a reminder of the essential details about Lexi and how to play it.

*For more information, check out the website [www.lexigame.com](http://www.lexigame.com), or email a question to [info@lexigame.com](mailto:info@lexigame.com).*

*And try out Lexi's big sibling Letterbox on your computer - go to [letterbox.lexigame.com](http://letterbox.lexigame.com).*